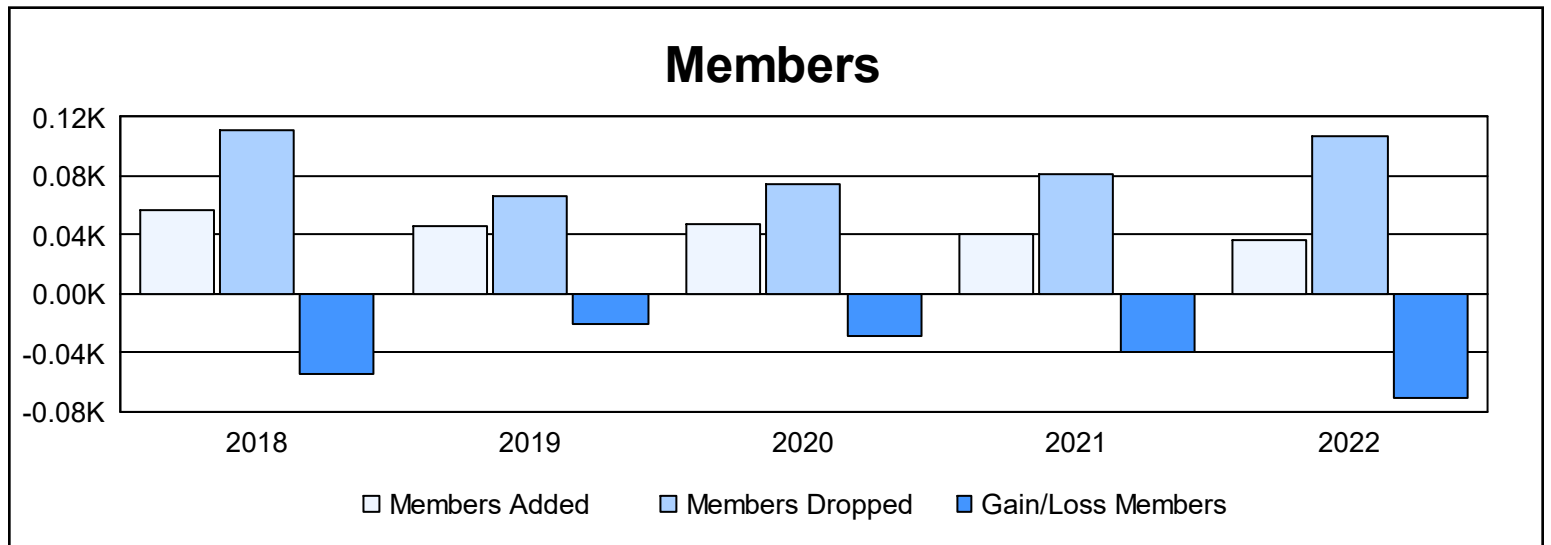
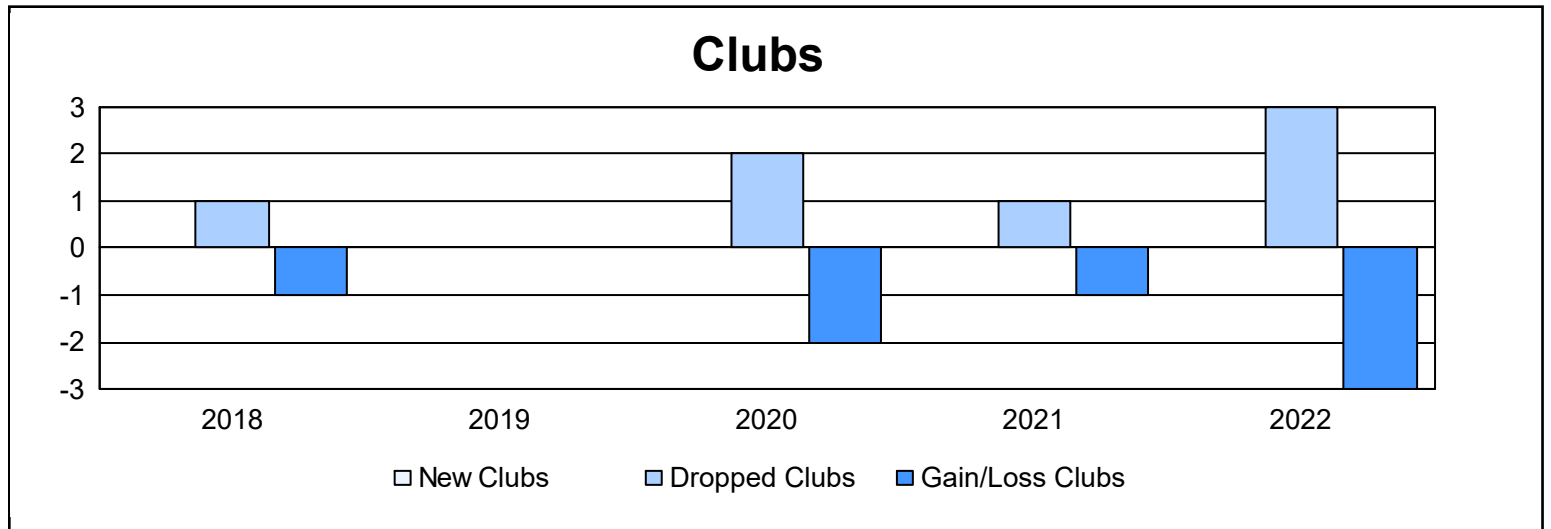
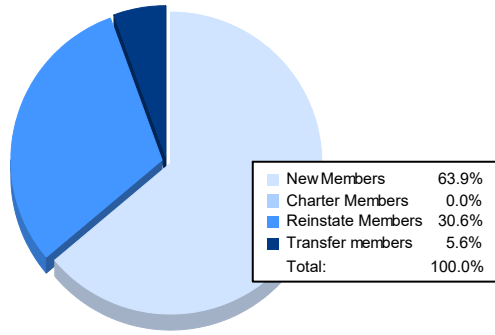


Year	New Clubs	Dropped Clubs	Gain/ Loss Clubs	New Members	Charter Members	Reinstate Members	Transfer Members	Total Member Added	Total Members Dropped	Gain/ Loss Members
2017-2018	0	1	-1	53	0	4	0	57	111	-54
2018-2019	0	0	0	42	0	4	0	46	66	-20
2019-2020	0	2	-2	43	0	4	0	47	75	-28
2020-2021	0	1	-1	10	0	31	0	41	81	-40
2021-2022	0	3	-3	23	0	11	2	36	107	-71
<b>Average</b>	<b>0</b>	<b>1</b>	<b>-1</b>	<b>34</b>	<b>0</b>	<b>11</b>	<b>0</b>	<b>45</b>	<b>88</b>	<b>-43</b>



### Membership Composition June 2022 Cumulative



### Gender Composition June 2022 Cumulative

